

**XEROX®**

Technology | Document Management | Consulting Services

print | copy | scan | fax | email

# WorkCentre® 7232 / 7242 Evaluator Guide



## ABOUT THIS GUIDE

*This guide will introduce you to the Xerox WorkCentre® 7232/7242 series of color multifunction printers, and aid you in your evaluation process.*

## CONTENTS

### Section 1 — Introducing the WorkCentre 7232/7242 Color Multifunction Printer Series

Product Overview .....	1
WorkCentre 7242/7242 Specifications.....	2

### Section 2 — Evaluating Color Multifunction Printers

Overview.....	4
Evaluate Productivity .....	5
Evaluate Installation and Deployment .....	6
Evaluate Ease of Use and Management .....	7
Evaluate Reliability.....	8
Evaluate Versatility .....	9
Evaluate Security Capabilities.....	13
Evaluate Cost Control .....	15

### Section 3 — Configurations, Specifications, Supplies, Support and Additional Information Sources

Configuration Summary .....	17
Specifications .....	18
Supplies and Options .....	19
Support and Additional Information Sources.....	20



## SECTION 1

# Introducing the WorkCentre 7232/7242 Color Multifunction Printer Series

### PRODUCT OVERVIEW

The WorkCentre 7232/7242 color multifunction printer (MFP) opens the door to a new level of office possibilities. Increase your office workflow options with advance scanning and faxing capabilities, and boost your office productivity with superfast, low-cost black-and-white printing and copying. Even better, WorkCentre 7232/7242 delivers high-impact color when you need it.

#### Speed and image quality

- A black-and-white copy and print speed of up to 40 ppm keeps up with your busy pace.
- Color pages print at up to 10 ppm help you add color impact to your documents.
- Excellent print quality with resolution up to 600 x 600 x 4 resolution and Emulsion Aggregate High Grade (EA-HG) toner technology.
- Print documents up to 11 x 17 in. with automatic duplexing, useful finishing options and multiple paper tray configurations.

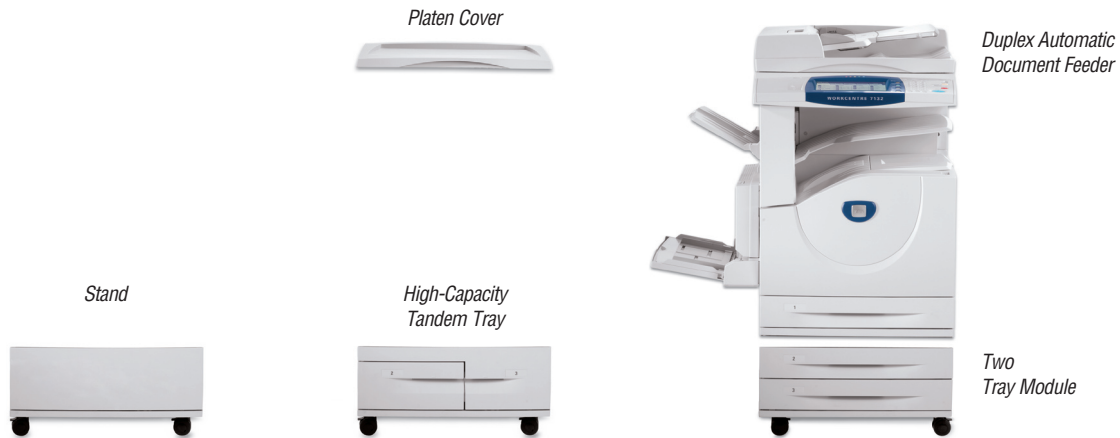
#### Control and security

- The internal Auditron feature lets administrators set black-and-white and color limits for copy, fax, print and scan functions for greater cost control.
- Xerox Standard Accounting (XSA) software makes it easy to analyze device usage, providing helpful reports printed at the device or downloaded over your network.
- The Secure Print and Secure Fax safety measures ensure your sensitive information stays private.
- The Data Security Kit encrypts all data stored on the device's hard disk and can be configured to automatically overwrite specified job data.

#### Fits your office, fits your budget

- Copy, print, scan and fax. You get a performance-packed device for a hard-to-beat price, with the low-cost black-and-white printing you expect, plus attention-grabbing color when you really need to make a good impression.
- SMart Kit™ technology always monitors critical device components to predict and prevent downtime.
- CentreWare® Internet Services works seamlessly with your web browser to give you quick access to print jobs and online support without leaving your desk.
- Whether using the walk-up interface or controlling the device via the print driver, the WorkCentre 7232/7242 MFP is extremely easy and intuitive to use.
- Add functionality and integrate into enterprise workflows with support for applications built on the Xerox Extensible Interface Platform (EIP).

## WORKCENTRE 7232/7242 SPECIFICATIONS



### STANDARD FEATURES

*The WorkCentre 7232/7242 series delivers standard black-and-white and color copying and network printing.*

#### Copy and Print Features:

- Output Speed —
  - WorkCentre 7232: Up to 32 ppm black-and-white, 10 ppm color
  - WorkCentre 7242: Up to 40 ppm black-and-white, 10 ppm color
- First-Copy-Out-Time (FCOT) — As fast as 6 seconds black-and-white, 15 seconds color
- First-Page-Out Time (FPOT) — As fast as 14 seconds black-and-white, 23 seconds color
- Resolution — Up to 600 x 600 dpi (copy), up to 600 x 600 x 4 dpi (print)
- Copy Feature Highlights — Automatic two-sided output, ID Card Copy, Annotation, Build Job, Automatic booklet creation, Covers insertion, Sample set, Automatic color selection, Watermarks
- Print Feature Highlights — Automatic two-sided output, Secure print, Delay print, Sample set, Booklet creation, Watermarks, Annotation

#### Controller:

- Processor — 667 MHz
- Memory — 1.2 GB
- Hard Drive — 40 GB
- Connectivity — 10/100Base-TX Ethernet, USB 2.0, optional 802.11b/g Wireless Ethernet, optional Bluetooth®
- PDL Support — PCL® 5c and PCL 6 emulations, HP-GL2™, XPS®

#### Paper Handling:

- Document Handling — Customer chooses:
  - Platen Cover
  - Duplex Automatic Document Feeder (DADF) — 75-sheet capacity, up to 50 ipm black-and-white and 45 ipm color
- Paper Input — Customer chooses:
  - Mobile stand — 620-sheet capacity (100-sheet bypass tray, 520-sheet tray)
  - Two-Tray Module — 1,660-sheet capacity (100-sheet bypass tray, 3 x 520-sheet trays)
  - High-Capacity Tandem Tray — 2,720-sheet capacity (100-sheet bypass tray, 520-sheet tray, 900-sheet tray, 1,100-sheet tray LEF)
- Paper Output —
  - Offset Center Output Tray — 2 x 250-sheet trays
  - Side Output Tray — 100 sheets

#### Reliability:

- Duty Cycle —
  - WorkCentre 7232: 100,000 images per month
  - WorkCentre 7242: 125,000 images per month
- Warranty — Xerox Total Satisfaction Guarantee



## OPTIONAL PACKAGES

Choose among these upgrade packages to increase the capabilities of your WorkCentre 7232/7242 series MFP:

### Office Option Packages:

- General Office —
  - One-Line Fax Kit with iFax
  - Scan to Email Kit
- Office Scanning —
  - Network Scan Kit with Email Kit
  - Scan to PC Desktop® Pro
  - Scan Performance Kit
- Office Productivity —
  - Network Scan Kit with Email Kit
  - One-Line Fax Kit with iFax
  - Office Finisher
  - Adobe® PostScript® 3™ Kit
  - Scan Performance Kit

- Scan to PC Desktop SE (requires Network Scan Kit)
- Scan to PC Desktop Professional
- Xerox SMARTsend®

### Fax Options:

- One-Line Fax Kit with iFax —
  - Fax Speed: 33.6 Kbps fax modem
  - Compression:
    - Phone-line fax: MH, MR, MMR, G3, Super G3
    - Internet/Network server fax: PDF, multipage TIFF, image-only PDF with G3 MH/G4 MMR/JPEG compression, TIFF-FX with G3 MH/JPEG compression
  - Features: Walk-up fax (one-line), internet fax, LAN fax, fax forward to email/FTP/SMB, two-sided send and receive, print on fax up to 11 x 17 in. (A3)
- Three-Line Fax Kit with iFax —
  - Additional Feature: Walk-up fax (three-line)
- Server Fax Kit (requires Network Scan Kit)

## OPTIONAL ACCESSORIES

### Scan Options:

- Email Kit —
  - Destinations: Scan to Email, Scan to Mailbox
  - Scan Speed (optional): Up to 50 ipm black-and-white, 45 ipm color
  - Resolution: Up to 600 x 600 dpi
  - File Formats: PDF, JPEG, TIFF, Multipage TIFF, XPS®
- Network Scan Kit —
  - Additional Destinations: Scan to mailbox, Scan to PC, Scan to home, Network scanning
  - Builds on Scan to Email Kit
- Scan Performance Kit (requires a scan kit)—
  - Additional File Formats: Searchable PDF
  - Additional Compression Methods: MRC

### Paper Handling Options:

- High-Capacity Feeder — 2,000-sheet capacity (long-edge feed)

### Finishing Options:

- Integrated Office Finisher —
  - 500-sheet stacking
  - 50-sheet single-position stapling
- Office Finisher —
  - 1,000-sheet stacking
  - 50-sheet multiposition stapling

### Other Options:

- Adobe® PostScript® 3™ Kit
- Network Accounting Kit
- Data Security Kit
- Foreign Device Interface

## Evaluating Color Multifunction Printers

### OVERVIEW

Xerox invented laser printing, Ethernet networking, and the first digital MFP — we've invested years of research and development into designing the most productive office solutions in the industry. This experience has positioned Xerox as the recognized leader in office MFP design and performance. Based on our in-depth understanding of customer requirements in the office, Xerox recommends that you consider the following criteria in your evaluation process of workgroup-class copier/printers.

- ✓ **Productivity**  
Can it keep up with the demands of your daily and monthly workloads?
- ✓ **Installation and Deployment**  
How does the MFP ease the demands of the deployment process?
- ✓ **Ease of Use and Management**  
Does the MFP include tools and features to lighten the load for your IT staff?
- ✓ **Reliability**  
Is the MFP robust enough to meet your needs, and is it backed by quality service?
- ✓ **Versatility**  
Can the MFP be customized to meet your specific needs?
- ✓ **Security**  
Does the MFP help keep your confidential information private?
- ✓ **Cost Control**  
Can you monitor and control your organization's cost of printing?

MFPs often look the same from the outside. Judging from a quick glance at features and performance specifications, you might conclude that MFPs are largely equal. This section of the Evaluator Guide suggests ways you can more thoroughly evaluate MFPs — you'll soon learn that the WorkCentre 7232/7242 MFP will exceed all your requirements.





## EVALUATE PRODUCTIVITY

In addition to actual print **engine speed**, consider attributes that affect **overall throughput**. Are the copy, print, scan and fax features powerful enough to support your busy workgroups? Does the MFP include other capabilities to **increase the productivity** of your employees, like a **DADF** for processing originals or **expandable paper capacity**? Does the MFP come **ready to connect** to your network? Is the device appropriately sized for the **entire workgroup**? Does the MFP deliver the **image quality** you require to handle your business output and produce projects in-house? Is the MFP designed to stay **available for programming** even while busy with other tasks? Can you **monitor the device functions** from your desktop and/or at the device?

THE XEROX  
ADVANTAGE

### HOW THE WORKCENTRE 7232/7242 EXCEEDS THE PRODUCTIVITY REQUIREMENT

#### PRODUCTIVITY

The WorkCentre 7232/7242 series delivers fast black-and-white output speeds to quickly process your daily workloads, with speeds of up to 32 ppm and up to 40 ppm, respectively. The WorkCentre 7232/7242 series also delivers color output speeds of up to 10 ppm, which enables your employees to conveniently create color documents. Multipage and double-sided copy, scan and fax jobs are quickly processed with the available 75-sheet DADF, minimizing time spent feeding originals in to the MFP. And, with first-copy-out times (FCOTs) as fast as 6 seconds for black-and-white and 15 seconds for color, you won't have to wait long for your jobs to start after you've programmed them and clicked the green Start button.

#### NETWORK PERFORMANCE

Performance isn't limited to raw document feeds and speeds. The WorkCentre 7232/7242 series utilizes a 667 MHz network controller with 1.2 GB of memory and a 40 GB hard drive standard — it's primed to process your large, complex jobs. In addition, USB 2.0 and 10/100Base-TX Ethernet connectivity come standard for high-speed and networked deployment, and optional adapters for 802.11b/g wireless Ethernet and Bluetooth® gives you flexible options for connecting your system to your office network.

The WorkCentre 7232/7242 series is easy on your network as well. With RAM collation, files are sent over the network just once, no matter how many sets are printed. Job pipelining allows the MFP to process print jobs even if the print engine is busy with an earlier job, which optimizes system performance.

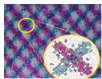
#### IMAGE QUALITY

With 600 x 600 dpi copy resolution and 600 x 600 x 4 dpi print resolution, the WorkCentre 7232/7242 series generates high-quality copies and prints with crisp text and images. The WorkCentre 7232/7242 series utilizes a number of advanced imaging technologies to deliver fast, reliable, high-quality output, including:


- Xerox Emulsion Aggregate High Grade (EA-HG) toner — this chemically grown toner technology features smaller, more uniformly sized particles for excellent shadow detail, vibrant colors, consistent color accuracy, and crisp fine-line detail.
- Trickle Charge Development — a Xerox-exclusive technology that maintains print consistency throughout the workday by feeding a mixture of developer and toner into the print engine, which helps prevent eleventh-hour print-quality issues.
- Intermediate Belt Transfer — provides consistent image transfers, fewer paper jams and increased uptime.
- Belt Nip Fusing — instead of conventional roller-to-roller contact, Belt Nip Fusing uses a flexible surface contact area that allows toner to better adhere to the media, which improves image transfer and registration.

Xerox also delivers multiple page description languages (PDLs) to ensure your printed output meets your high expectations, with emulations for HP-GL2™, PCL 5c and PCL 6, XPS®, and optional Adobe PostScript 3.

Traditional toner  
particles



Chemically grown  
EA-HG toner



## EVALUATE PRODUCTIVITY (CONTINUED)

### CONCURRENCY

The WorkCentre 7232/7242 series network controller also helps prevent bottlenecks at the front panel. Concurrent operation means you won't have to wait until a long print job is complete to program a fax, scan or copy job. By keeping the front panel available for programming while the print engine is busy, your employees can stay productive and avoid idle time waiting for the MFP. Scan and fax jobs can be programmed and executed without waiting for the print engine to become available, while newly programmed copy jobs will join the job queue and be executed when earlier jobs are completed.

### MONITORING SYSTEM STATUS

With the WorkCentre 7232/7242 series, up-to-date information on every job you process — print, copy, scan, email or fax, plus in-depth device information — is always at your fingertips. Whether at the device or from your desktop, you can manage documents and jobs through an integrated job queue with a few mouse-clicks or button pushes.

## EVALUATE INSTALLATION AND DEPLOYMENT

Installing and deploying a fleet of copier/printers and multifunction printers throughout your organization is a potentially time-consuming, complicated process. This is not limited to physically placing the units in your environment; it is really about how these systems will integrate into your **existing network infrastructure**. You also need to consider the process required to **deploy printing and scanning services** to your users, and how automated that process can be.



### HOW THE WORKCENTRE 7232/7242 EXCEEDS THE INSTALLATION AND DEPLOYMENT REQUIREMENTS

#### INSTALLATION

When you choose Xerox, you can rest assured that your equipment will be delivered and installed to your specifications and expectations. The 10/100Base-TX Ethernet connection of the WorkCentre 7232/7242 series features automatic IP addressing, device naming, and Ethernet speed sensing to provide simple and automatic network installation. Management and system setup can be accomplished through a variety of means, including easy wizard-based processes found within Xerox CentreWare® Web. Features like cloning enable multiple-device installation onto networks with identical settings, eliminating the need to set up each system individually.

#### DEPLOYMENT

Another critical area to evaluate is how to deploy print and scan drivers to your employees' computers. Print and scan drivers can be deployed centrally, so your IT staff needn't perform desk-to-desk manual installation of the driver software. Again, CentreWare Web wizards are provided to aid in the processes of installing, troubleshooting and upgrading print and scan drivers for your employees, freeing up your IT staff for more pressing projects. Driver support is delivered for Windows (2000 / Server 2003 / XP / Vista), including most with 32- and 64-bit drivers, Macintosh OS (10.3 and above), and multiple UNIX and Linux platforms.



## EVALUATE EASE-OF-USE AND MANAGEMENT

Look for **fully integrated functions** that work together to create more value than the sum of their parts. Are the functions **easy to learn**? Is the user interface **consistent** from function to function? Can you access current system status to avoid downtime? Does the device include **additional software** to take full advantage of your digital documents? Is the device easy for your IT organization to **manage as part of its infrastructure**?

### THE XEROX ADVANTAGE

#### HOW THE WORKCENTRE 7232/7242 EXCEEDS THE EASE-OF-USE REQUIREMENT

##### FRONT PANEL USER INTERFACE

It doesn't matter if your job is simple or complex — the front panel user interface (UI) is easy to learn and offers quick job programming. The WorkCentre 7232/7242 series utilizes a touch-screen UI that enables total control of copy, scan and fax functions. The touch-screen UI is intuitively organized, with the most commonly accessed features on the default screen and tab-based access to advanced programming features. A selection of buttons accompanies the touch-panel UI for inputting and numbers, accessing management features, and executing jobs (with the familiar green Start button). Third-party applications can be integrated with the front panel UI as well (for more information, see Expandability on page 13). Whether you've used a Xerox copier/printer or multifunction printer in the past or not, you will find the WorkCentre 7232/7242 series a pleasure to use.



##### BIDIRECTIONAL PRINT DRIVERS

The WorkCentre 7232/7242 series utilizes CentreWare print drivers to provide an easy, intuitive way to program jobs and get updated system status information. Like the front-panel touch-screen UI, the print drivers are intuitively organized by tabs. The most commonly used features are located on the default tab, with advanced features easily accessible when programming more complex jobs. The print drivers also provide bidirectional information like system status, consumable status, job status, currently loaded paper sizes, installed options and more.

### THE XEROX ADVANTAGE

#### HOW THE WORKCENTRE 7232/7242 EXCEEDS THE EASE-OF-MANAGEMENT REQUIREMENT

##### NETWORK MANAGEMENT

It couldn't be easier for the network administrator: The WorkCentre 7232/7242 series integrates into virtually any network environment. Network configuration is made simple with CentreWare Web configuration wizards, which eliminate the need for your IT staff to perform tasks at the front panel of each device on your network. The WorkCentre 7232/7242 series includes support for multiple native network environments, including TCP/IP, IPv6, SNMP, SMB, Novell IPX, AppleTalk and IPP.

##### XEROX CENTREWARE SOFTWARE

Xerox CentreWare Web (CWW) software is a powerful device management solution for IT departments. CWW is free software that eases the chore of installing, configuration, managing, monitoring and pulling reports from only SNMP-compliant networked printers and multifunction printers throughout your enterprise — regardless of vendor. Xerox also addresses enterprise asset management through compatibility with network management tools for Sun, Novell, Microsoft and other environments.

The WorkCentre 7232/7242 series also includes CentreWare® Internet Services (CWIS), an embedded web server that allows employees and IT personnel to perform detailed status checks on the system and consumables, administer system settings, and manage access and accounting controls via any standard web browser.

## EVALUATE EASE-OF-USE AND MANAGEMENT (CONTINUED)

### AUTOMATED SUPPLIES REPLENISHMENT

Xerox offers SMarT eSolutions, an application for automating and simplifying device management and ownership. The two SMarT eSolutions applications, MeterAssistant and SuppliesAssistant, automate the process of reporting MFP usage data to Xerox and automatically ordering replacement supplies when toner levels run low.

- MeterAssistant<sup>SM</sup> — automatically collects and securely submits your device meter reads to Xerox using a built-in audit process to increase billing accuracy
- SuppliesAssistant<sup>TM</sup> — proactively manages toner supplies and monitors usage to ensure you have the right supplies at the right time

### XEROX OFFICE SERVICES

Lastly, Xerox offers a set of services for managing document output and asset infrastructure in offices. These services deliver measurable business results by leveraging a powerful set of office technologies, business processes, methodologies and software tools to reduce costs and improve productivity. These offerings are summarized in Section 3 of this guide.

## EVALUATE RELIABILITY

Office productivity relies on tools that do their jobs **day in and day out**. Consider how often you need to intervene to **replace paper or other consumables** or to **clear jams**. How **easy is that intervention**, and **how long is the device typically down**? If outside assistance is required, how **easy is it to arrange**, and how long do you typically have to wait?

### THE XEROX ADVANTAGE

#### HOW THE WORKCENTRE 7232/7242 EXCEEDS THE RELIABILITY REQUIREMENT

### DAY-TO-DAY RELIABILITY

Reliability comes in two forms: system reliability and image reliability. The WorkCentre 7232/7242 series is designed to provide maximum system reliability and uptime. Simple paper paths and a minimum of moving parts help optimize day-to-day reliability and contribute to monthly duty cycles of up to 100,000 and 125,000 pages<sup>1</sup>. Rare paper jams or misfeeds can be cleared through access doors on the front of the machine — your employees can proactively resolve most issues and limit calls to your help desk. The WorkCentre 7232/7242 series also minimizes paper-loading interruptions with maximum capacities of 1,660 sheets or 2,720 sheets. Xerox SMarT Kit technology also helps minimize downtime by predicting when critical parts might fail and alerting you to order a replacement unit. SMarT Kit replaceable units are as simple and easy to replace as toner cartridges. Further, if a WorkCentre 7232/7242 series MFP does experience an interruption in service, CentreWare alerts can be configured to inform IT staff.

Image reliability is boosted by the use of advanced technologies such as Belt Nip Fusing, Trickle Charge Development, and Intermediate Belt Transfer. Each technology contributes to reliable toner transfer to media, long-term image quality, and image registration.

### SERVICE/SUPPORT

Building on the reliability engineered into the WorkCentre 7232/7242 series, Xerox has trained and developed a sophisticated service-delivery network capable of maintaining your equipment, addressing issues you encounter, and training your IT staff and employees on how to get the most out of your equipment.

<sup>1</sup> Duty cycle is a measure of the maximum number of copies/prints that can be run during peak periods.

## EVALUATE VERSATILITY

How many functions can the device perform? Does the system support the media types and capacities your employees require? Does the copier/printer offer the kinds of **finishing options** that can help your employees get their jobs done more efficiently?

### THE XEROX ADVANTAGE

#### HOW THE WORKCENTRE 7232/7242 EXCEEDS THE VERSATILITY REQUIREMENT

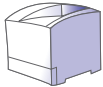


#### COPY FEATURES

The WorkCentre 7232/7242 MFP series is capable of supporting the daily copying volumes of busy small offices and workgroups. Black-and-white output speeds of up to 32 and 40 ppm, respectively, give you options for right-sizing MFP performance for your monthly copy volumes; an 10 ppm color copy speed will satisfy your occasional color requirements. The optional 75-page DADF automatically scans two-sided originals at speeds up to 50 ipm black-and-white and 45 ipm color, quickly processing your multipage copy jobs.

A rich set of copy features enables your employees to create ready-to-distribute hard copies. Copy feature highlights include:

- ID Card Copy — scan in both sides of an ID card and prints it faceup on a single sheet of paper
- Automatic booklet creation — create booklets by, for example, printing four letter-size pages onto tabloid-size media for folding as a four-page booklet
- Automatic tray selection — selects correct tray for specified media without requiring user intervention
- Automatic two-sided copies — create two-sided copies of single- or double-sided originals
- Bates Stamping — a key feature for legal and health-care environments, adds sequential page numbering, date and time marks, copyright information, and other information to copy output
- Electronic precollation — collates multiple-set copies in memory to maximize output speed
- Multi-up — prints multiple original pages onto a single copied page
- Sample set — prints the first copy set for verification before releasing the remaining sets
- Store and recall job programming — store settings for complex, commonly executed copy jobs



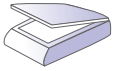
#### PRINT FEATURES

As with copying, the WorkCentre 7232/7242 series offers two output speeds to fit your organization's specific needs. Black-and-white print speeds of up to 32 or 40 ppm handle your average daily print jobs quickly, with convenient color printing capabilities of up to 10 ppm to handle your occasional color jobs.

Building on the impressive printing performance is an complete array of print features, highlighted by:

- Booklet creation — formats and organizes electronic documents for printing as hard-copy booklets
- Cover selection — choose specialty media for cover pages
- Poster printing — enlarges an image by printing it onto multiple pages
- Secure/delay print — print jobs are held in memory until a PIN code is entered at the front panel, ensuring prints are not left unattended at the MFP
- Transparency interleave — inserts blank or printed plain paper between printed transparencies
- Watermarks — adds labels such as “Draft,” “Confidential,” or customized messages to printed documents

## EVALUATE VERSATILITY (CONTINUED)



### SCAN FEATURES

The WorkCentre 7232/7242 series offers a complete set of optional scanning capabilities for companies that routinely digitize hard copy documents or are just beginning to implement digital processes. The 75-sheet DADF processes single- and double-sided originals at up to 50 ipm black-and-white and 45 ipm color, meaning even long scan jobs are processed quickly. Network scanning serves as a digital on-ramp for your hard-copy documents, enabling them to be distributed, edited, archived, and utilized by your employees.

The WorkCentre 7232/7242 series offers a number of scan features to build the scan functionality your company needs. Supported scan destinations include:



- Scan to Email — send scanned images to email recipients, with authentication and LDAP for network security and integration



- Scan to Mailbox — stores scanned images on hard drive for retrieval at desktop or use with Job Flow Sheets



- Scan to PC — scans documents directly to a PC by selecting a PC from the local address book or by browsing the network on the front panel UI



- Scan to Home — sends scanned images to a preassigned “home” destination such as an email address, FTP location or folder



- Network Scanning — templates enable transportation of scanned images to multiple predefined locations

Additional Xerox scan software is available to expand the capabilities of your WorkCentre 7232/7242 series MFP:



- Xerox Scan to PC Desktop — bundles Nuance® PaperPort® software for scanning, organizing and sharing images with Nuance OmniPage® software, which converts hard copy documents into searchable, editable electronic files



- Xerox SMARTSend — eases the process of editing metadata, choosing file formats, and distributing scanned files to multiple destinations, including remote printers, email, network folders, mailboxes, fax destinations, and more

In addition to a flexible set of destinations and additional software, the WorkCentre 7232/7242 series includes a set of scan features highlighted by:



- File formats — support for JPEG, TIFF, multipage TIFF, as well as XPS®, PDF, MRC compression (optional), and searchable PDF (optional)



- Job Flow Sheets — facilitate routine workflows like expense report applications or electronic routing and storing of incoming faxes. One simply scan to mailbox operation automatically distributes scanned files to multiple fax numbers, email addresses, network servers and even networked printers.

- Scan resolution — up to 600 x 600 dpi

You can add scan functionality to your WorkCentre 7232/7242 series by choosing from the following optional kits:

- Scan to Email Kit — includes Scan to Mailbox
- Network Scan Kit — includes Scan to Email Kit features

The optional Scan Performance Kit adds the following features to the WorkCentre 7232/7242 series:

- Creates Searchable PDF files by enabling automatic OCR of scanned files.
- Uses MRC compression to reduce the file size of scanned files and minimize network traffic and storage.

## EVALUATE VERSATILITY (CONTINUED)



### FAX FEATURES

The WorkCentre 7232/7242 series also offers optional fax capabilities that help further consolidate office devices. These full-featured fax kits, combined with the concurrency of the WorkCentre 7232/7242 series, eliminate your need for a dedicated fax machine. Fax features include:

- Walk-up fax — traditional 33.6 Kbps PSTN phone-line faxing via front panel with one- and three-line options
- Internet fax — transmits faxes digitally via the internet with support for SMTP and POP3
- LAN fax — transmits faxes digitally from desktop computers via print driver
- Fax forward to email — distributes received faxes to preset email addresses, FTP or SMB location for archiving and distribution
- Network server fax — connect to your company's fax server (requires optional Network Scan Kit)
- Large format support — print received faxes on 11 x 17 in. paper
- Two-sided fax — send and receive two-sided documents
- Secure fax — holds received faxes until PIN code is entered using FCODE standards
- Format support —

Phone-line fax — MH, MR, MMR, G3, Super G3

Internet/Network server fax — PDF, multipage TIFF, image-only PDF with G3 MH/G4 MMR/JPEG compression, TIFF-FX with G3 MH/JPEG compression



## EVALUATE VERSATILITY (CONTINUED)

### MEDIA SUPPORT AND CAPACITY

The WorkCentre 7232/7242 series gives you two paper tray options to fit your needs. For organizations that print higher volumes of oversize documents, the Two-Tray Module offers four total trays capable of handling up to 1,660 sheets of 11 x 17 in. (A3) paper. For organizations that print a higher volume of pages on letter-size (A4) paper, the High-Capacity Tandem Tray option offers a paper capacity of up to 2,720 sheets. The highest-volume environments can add the High-Capacity Feeder to bring total capacity of up to 3,660 or 4,720 sheets. Paper capacity and media support offered by the WorkCentre 7232/7242 series include:

#### Standard Trays —

- Bypass Tray — 100 sheets, 3.5 x 3.9 in. (89 x 89.4 mm) to 11 x 17 in. (A3), 16 to 110 lb. index (64 to 216 gsm)
- Tray 1 — 520 sheets, 5.5 x 7.2 in. (139.7 x 182 mm) to 11 x 17 in. (A3), 16 to 110 lb. index (64 to 216 gsm)

#### Two-Tray Module Option —



- Trays 2 and 3 — 520 sheets each, 5.5 x 7.2 in. (139.7 x 182 mm) to 11 x 17 in. (A3), 16 to 110 lb. index (64 to 216 gsm)

#### High-Capacity Tandem Tray Option -



- Tray 2 — 900 sheets, 8.5 x 11 in. (A4), 16 to 110 lb. index (64 to 216 gsm) (long-edge feed only)
- Tray 3 — 1,200 sheets, 8.5 x 11 in. (A4), 16 to 110 lb. index (64 to 216 gsm) (long-edge feed only)

#### Optional High-Capacity Feeder —



- Tray 4 — 2,000 sheets, 8.5 x 11 in. (A4), 16 to 110 lb. index (64 to 216 gsm) (long-edge feed only) (best used with Two-Tray Module)

### FINISHING FEATURES

The WorkCentre 7232/7242 series gives you multiple finishing choices to ensure you get the right set of finishing features to create the documents that your employees produce on a regular basis. When purchasing a WorkCentre 7232/7242 series MFP, you'll have your choice of:

#### Side Tray —

- 100-sheet capacity

#### Offset Center Catch Tray —

- 500-sheet offsetting (2 x 250-sheet trays)

#### Integrated Office Finisher —



- 500-sheet stacking
- 50-sheet single-position stapling

#### Office Finisher -



- 1,000-sheet stacking
- 50-sheet multiposition stapling



## EVALUATE VERSATILITY (CONTINUED)

### EXPANDABILITY

Xerox Extensible Interface Platform, or EIP, enables a variety of applications that extend the power of your WorkCentre device. EIP allows users to securely find, save, print and share critical information with just a few easy steps. The WorkCentre 7232/7242 supports the standard feature set of Xerox Secure Access Unified ID System™ and Xerox FreeFlow SMARTsend™ at launch. More EIP applications and an enhanced feature set will be supported post launch.



## EVALUATE SECURITY CAPABILITIES

What type of **security requirements** does your office require? Does the device have the **security features** to meet these demands? Can device access be **password protected**? Does the system remove latent images on its hard drive? Does the system have features in place to **protect confidential documents**? Does the vendor participate in **testing and certification programs** to guarantee the security of your data?

### THE XEROX ADVANTAGE

#### HOW THE WORKCENTRE 7232/7242 EXCEEDS THE SECURITY REQUIREMENT

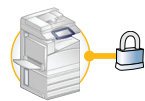
### INTEGRATED SECURITY

In today's business environment, security is a critical competency. The technology you deploy into your organization must have a complete set of capabilities to help keep your confidential information safe. The WorkCentre 7232/7242 series delivers security features that protect your confidential information at all points of document vulnerability:



#### Document —

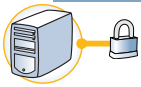
- Password-protected PDF — protect scanned files by establishing a PIN access code for viewers
- Secure fax — protect faxed documents by requiring a PIN access code before the received fax is printed
- Secure print — holds print jobs at the MFP before they are printed



#### Device —

- Audit log — tracks printing, scanning and network fax activities by user, time and date
- Hide job and user name display — hides job names when nonauthenticated users view job queue
- Secure Access Unified ID System™ (optional) — card-based access streamlines authentication and access to device features
- User authentication — restricts access to device features and management settings by validating user names and passwords, with SMB, LDAP, LDAP+SSL, and Kerberos integration

## EVALUATE SECURITY CAPABILITIES (CONTINUED)



### Hard Drive —

- Encrypted disk drive (optional) — applies 128-bit encryption to data stored on the MFP hard drive
- Image overwrite (optional) — electronically “shreds” data stored on the MFP hard drive using an algorithm specified by U.S. Department of Defense Directive 5200.28-M



### Network —

- Digitally signed documents — creates signatures using a variety of methods, including S/MIME, password encryption and device certificates
- Encrypted email — encrypts email messages sent by the MFP to your email server
- Fax and network isolation — controller architecture separates the network connection and the fax telephone line to avoid incoming fax-based network attacks
- Firewall — restricts access via IP address filtering, domain filtering and port blocking
- IEEE 802.1x protocol — ensures devices connected to the network are properly authenticated
- IPsec — encrypts print jobs sent to the MFP utilizing IPsec
- IPv6 support — built-in support for networks utilizing the IPv6 standard
- Secure data protocols — secures network communications with industry standards including HTTPS (SSL), SNMP v3.0, and IPsec

## THIRD-PARTY CERTIFICATION

Xerox has a proven track record of participation and compliance with emerging government security standards and third-party testing and certification. The prime example of the Xerox commitment is our participation in the Common Criteria Certification process: Xerox submits its products, along with highly structured statements of the product’s information security capabilities, for validation by an independent, government-sponsored laboratory. Certification is a costly, rigorous, time-consuming process. The WorkCentre 7232/7242 series has been submitted for certification. Xerox currently has more MFP products certified than any vendor in the industry. Check the security pages at Xerox ([www.xerox.com/security](http://www.xerox.com/security)) for the most up-to-date information.

For more information on Xerox security, visit [www.xerox.com/security](http://www.xerox.com/security).

## EVALUATE COST CONTROL

One of the most important things to consider when evaluating a device with color capabilities is to understand the cost of operation. Does the vendor provide the tools you need to control access and use of the system's color features? Are the accounting tools available to help track and assign printing costs? Does the vendor offer tools and services to help you right-size your deployment?

### THE XEROX ADVANTAGE

#### HOW THE WORKCENTRE 7232/7242 EXCEEDS THE COST CONTROL REQUIREMENT

### ACCOUNTING CAPABILITIES

Xerox provides multiple levels of accounting capabilities to give your organization the control it needs for tracking and assigning color costs. Xerox also provides tools to control employee access to color features of your WorkCentre 7232/7242 series MFP — you have complete control of your color output costs.

- Auditron — controls and tracks and enables quota setting for color output for copy, print, scan and fax activity by user or workgroup for analysis and billing purposes
- Xerox Standard Accounting (XSA) — builds on Auditron by adding web-based remote management
- Network Accounting — job-based accounting enables Xerox MFPs to integrate with third-party accounting and billing solutions from Xerox Business Partners
- Active Directory color control — network administrators can manage and assign color access permissions to users and workgroups in Active Directory, while black-and-white copying-and-printing features are available to any user
- Foreign device interface — enables you to add external third-party access and accounting devices to your Xerox MFP, such as card readers or coin-operation devices
- Black-and-white print drivers — print drivers with their color features disabled to limit color access to only employees or workgroups that need it

### ACCURATE COLOR COSTS

Two specific features accurately manage color and black-and-white copies and prints, as well as access to walk-up color copying features:

- Automatic Color Copy — the device detects black-and-white and color pages separately in the original source document and prints and accounts for them at their respective rates. In addition, you can select “Black-and-White Only” to copy color documents in black-and-white. These output settings can be assigned as the copy default for the device to limit color usage and manage costs.
- Automatic Color Print — the device detects black-and-white pages within a print job, even with the output selection set to Color. The black-and-white printed pages are then printed and charged at the black-and-white rate.



## EVALUATE COST CONTROL (CONTINUED)

### ASSESSMENT OPTIONS

Xerox can help you decrease your overall document costs by optimizing and right-sizing your technology deployment. Three levels of assessment tools and services are available to help you deploy the right mix of equipment to best serve the needs of your environment:

- **LEVEL 1: Xerox Office Efficiency Calculator** — A five-minute, web-based “instant analysis” offers suggestions on your technology needs by comparing information you enter on your environment against key industry metrics.
- **LEVEL 2: Xerox Office Productivity Advisor (XOPA)** — More in-depth web-based tool assesses your specific document environment. XOPA results suggest better ways to manage page volume between printing, copying and faxing — they deliver end user satisfaction and cost efficiency. XOPA is a free service performed by your local Xerox sales representative.
- **LEVEL 3: Xerox Office Document Assessment (ODA)** — An analytical model that measures and analyzes your current document production infrastructure, the ODA provides in-depth improvement plans for significant cost savings and increased efficiency. The ODA is a six-sigma, fee-based tool and consultative service oriented more at enterprise-level organizations.

## SECTION 3

# Configurations, Specifications, Supplies, Support and Information Sources

## WORKCENTRE 7232/7242 CONFIGURATION SUMMARY



		WorkCentre 7232	WorkCentre 7242
<b>Speed</b>		Up to 32 ppm black-and-white / 10 ppm color	Up to 40 ppm black-and-white / 10 ppm color
<b>Duty Cycle</b>		Up to 100,000 images / month	Up to 125,000 images / month
<b>Paper Handling</b>			
Paper input	Standard	<b>Bypass Tray:</b> 100 sheets; Size: 3.5 x 3.9 in. to 11 x 17 in. / 89 x 98.4 mm to A3 <b>Tray 1:</b> 520 sheets; Size: 5.5 x 7.2 in. to 11 x 17 in. / 139.7 x 182 mm to A3, auto paper size sensing	
	Optional	<b>Platen or Duplex Automatic Document Feeder (DADF):</b> 75 sheets; Size: 4.9 x 4.5 in. / 125 x 115 mm to 11.7 x 17 in. / 297 x 432 mm <b>Two Tray Module:</b> 520 sheets each; Size: 5.5 x 7.2 in. to 11 x 17 in. / 139.7 x 182 mm to A3, auto paper size sensing <b>High-Capacity Tandem Tray:</b> One 900-sheet tray, One 1,200-sheet tray; Size: 8.5 x 11 in. / A4 (long-edge feed) <b>High-Capacity Feeder:</b> 2,000 sheets; Sizes: B5, Executive, 8.5 x 11 in., A4 (long-edge feed)	
	Paper capacity	Maximum: 4,720 sheets; Weights: 64 – 216 gsm supported from all trays	
Paper output	Standard	Automatic two-sided, Two 250-sheet Center Catch Trays (Offsetting Upper Tray) + 100-sheet Side Tray	
	Optional	<b>Integrated Office Finisher:</b> 500-sheet stacker, 50 sheets stapled, single-position stapling <b>Office Finisher:</b> 1,000-sheet stacker, 50 sheets stapled, 3-position stapling	
<b>Print</b>			
First page out time		As fast as 14 seconds black-and-white / 23 seconds color (warm up time: less than 30 seconds)	
Print resolution		600 x 600 x 4 dpi, up to 1200 dpi with resolution enhancement	
Connectivity		10/100 BaseT Ethernet, USB 2.0, optional 802.11b/g (via 3rd party), optional Bluetooth (via 3rd party)	
Language support		XPS®, PCL® 5c, PCL6 emulation, Optional Adobe® PostScript® 3™	
System		667 MHz Power PC, Standard 40 GB Hard Drive, 1.2 GB Memory	
Print features		Automatic two-sided, Secure print, Delay print, Sample set, Booklet creation, Cover selection, Paper election by attribute, Multi-up, Watermark, Banner sheets, Fit to new paper size, Transparency interleave, Output tray selection, Store and recall driver settings, PDF Direct printing, Save to Mailbox, Save driver settings by application	
<b>Copy</b>			
First copy out time		As fast as 6 seconds black-and-white / 15 seconds color	
Copy resolution		600 x 600 dpi	
Copy features		Automatic two-sided, Electronic pre-collation, Automatic Tray selection, Build Job, Negative/Mirror image, Booklet creation, Multi-up, Auto RE, Mixed-size originals, Auto registration, Covers, Sample set, Book copying, Store and recall job programming, Bates Stamping, Annotation, Auto color selection, Area designation, Poster, Watermark, ID Card copy	
<b>Fax (optional)</b>		Walk-up Fax (one-line and three-line), LAN fax, Internet fax, Server fax	
Fax features		Mailbox, Duplex Send and Receive, print on fax up to 11 x 17 / A3, Selectable Output Tray, Fax Build Job, Fax Bound Originals, Fax forward to email using Job Flow Sheets	
<b>Scan (optional)</b>		Scan to Email, Scan to Mailbox, Network Scanning, Optional: Scan to PC Desktop® Business Edition (5 seat license, Pro and SE versions), SMARTsend™	
Scan features		PDF, JPEG, TIFF, Multi-page TIFF, XPS, Mixed Size Originals, Scan Build Job, Auto Color, Templates, Programmable Job Flow Sheets, Optional: Text searchable PDF/XPS and MRC compression, Scan Speed: up to 50 dpm B/W, 45 dpm Color @ 200 dpi	
<b>Security</b>	Standard	Secure Print, Secure Fax, Network Authentication, IP Address Filtering, Domain Filtering, Port Blocking, IPv6, 802.1x, Common Criteria Certified (ISO 15408)-full system	
	Optional	Data Security Kit includes Hard Disk Overwrite and Data Encryption, Scan Kits include encrypted PDF and password-protected PDF	
<b>Accounting</b>	Standard	Print, Copy, Fax, Scan (color and B/W) – Internal Auditron controls access and tracks usage, Xerox Standard Accounting, Active Directory (print, copy)	
	Optional	Network Accounting Kit and Xerox Business Partner Solutions	
<b>Other options</b>		Foreign Device Interface, Wireless LAN kit (3rd party), Bluetooth (via 3rd party), Xerox Secure Access Unified ID System™	

## WORKCENTRE 7232/7242 SPECIFICATIONS

### SPECIFICATIONS

<b>Device Management</b>	Xerox CentreWare Web, Xerox CentreWare IS Xerox CentreWare for Unicenter® TNG®, Tivoli® Netware®, Microsoft Management Console, HP® OpenView®																			
<b>Print Driver Support</b>	Microsoft Windows® — 2000, XP, Server 2003, Server 2003 64-bit, Vista, Vista 64-bit Apple Mac OS® — 10.3 and higher																			
<b>Media Handling</b> Supported Sizes	<i>Standard Trays —</i> <b>Bypass Tray:</b> custom sizes from 3.5 x 3.9 in. (89 x 89.4 mm) to 11 x 17 in. (A3) <b>Tray 1:</b> custom sizes from 5.5 x 7.2 in. (139.7 x 182 mm) to 11 x 17 in. (A3) <i>Two-Tray Module Option —</i> <b>Trays 2 and 3:</b> 5.5 x 7.2 in. (139.7 x 182 mm) to 11 x 17 in. (A3) <i>High-Capacity Tandem Tray Option —</i> <b>Trays 2 and 3:</b> 8.5 x 11 in. (A4)																			
Supported Weights	<b>All Trays:</b> 16 to 110 lb. index (64 to 216 gsm)																			
<b>Operating Environment</b>	<b>Required Temperature Range</b> — 50° to 95° F (10° to 35° C) <b>Required Relative Humidity</b> — 15% to 85%																			
<b>Electrical</b>	<b>Power (North America)</b> — 110 to 127 VAC, 50/60 Hz <b>Power (Europe)</b> — 220 to 240 VAC, 50/60 Hz <b>Power Consumption</b> — <ul style="list-style-type: none"><li>Running: 311 watts</li><li>Ready Mode (Standby): 118 watts</li><li>Low Power Mode: 89 watts</li><li>Sleep Mode: 6.3 watts</li><li>ENERGY STAR® Compliant</li></ul> <b>Warm-Up Times</b> — <ul style="list-style-type: none"><li>From Sleep: 45 seconds (max)</li><li>From Low-Power Mode: 30 seconds (max)</li></ul>																			
<b>Dimensions</b>	<table><tr><th></th><th>Width</th><th>Depth</th><th>Height</th><th>Weight</th></tr><tr><td>Base Unit</td><td>25.2 in. (640 mm)</td><td>25.5 in. (654 mm)</td><td>43.8 in. (1,112 mm)</td><td>187 lbs. (85 kg)</td></tr><tr><td>With Office Finisher</td><td>60.5 in. (1,537 mm)</td><td>26.3 in. (668 mm)</td><td>43.8 in. (1,112 mm)</td><td>253 lbs. (115 kg)</td></tr></table>						Width	Depth	Height	Weight	Base Unit	25.2 in. (640 mm)	25.5 in. (654 mm)	43.8 in. (1,112 mm)	187 lbs. (85 kg)	With Office Finisher	60.5 in. (1,537 mm)	26.3 in. (668 mm)	43.8 in. (1,112 mm)	253 lbs. (115 kg)
	Width	Depth	Height	Weight																
Base Unit	25.2 in. (640 mm)	25.5 in. (654 mm)	43.8 in. (1,112 mm)	187 lbs. (85 kg)																
With Office Finisher	60.5 in. (1,537 mm)	26.3 in. (668 mm)	43.8 in. (1,112 mm)	253 lbs. (115 kg)																
<b>Agency Approvals</b>	FCC Class A Compliant (U.S.), DOC Class A Compliant (Canada) 89/336/EEC (Europe) UL Listed (UL 60950-1, First Edition) CB Certified (IEC 60950-1/EN 60950-1) 73/23/EEC (Europe) Novell Tested and Approved Windows Hardware Quality Labs																			



## WORKCENTRE 7232/7242 SUPPLIES AND OPTIONS

Consumables and Routine Maintenance Items	Description	Details	Part Number
	Black Toner Cartridge	24,000 pages <sup>1</sup>	006R01266
	Cyan Toner Cartridge	8,000 pages <sup>1</sup>	006R01269
	Magenta Toner Cartridge	8,000 pages <sup>1</sup>	006R01268
	Yellow Toner Cartridge	8,000 pages <sup>1</sup>	006R01267
	Staple Refill	For Integrated Office Finisher	8R12941
	Staple Cartridge	For Integrated Office Finisher	8R12964
	Staple Cartridge	For Office Finisher	8R12915

<sup>1</sup> Declared Yield based on 5% area coverage on an A4/letter-size page. Yield will vary based on image, area coverage and print mode.

Options	Description	Details
Office Option Packages (may choose one)	General Office Package	One-Line Fax Kit with iFax, Scan to Email Kit
	Office Package	Network Scan Kit with Email Kit, Scan to PC Desktop SE, Scan Performance Kit
	Office Productivity Package	Network Scan kit with Email Kit, One-Line Fax Kit with iFax, Office Finisher, Adobe PostScript Kit, Scan Performance Kit
Finishing Options (may choose one)	Integrated Office Finisher	500-sheet stacking, 50-sheet single-position stapling
	Office Finisher	1,000-sheet stacking, 50-sheet three-position stapling
Scan Options (may choose one)	Scan to Email Kit	Scan to Email, Scan to Mailbox
	Network Scan Kit with Email Kit	Scan to Network, Mailbox and Email
Fax Options (may choose one)	One-Line Fax Kit with iFax	PSTN connectivity with iFax
	Three-Line Fax Kit with iFax	PSTN connectivity with iFax
Scan Software (may choose one)	Scan to PC Desktop – SE	Basic OCR and workflow tools for PC client
	Scan to PC Desktop – Pro	Full OCR and PDF workflow tools for PC client
Other Options (may choose any)	High-Capacity Feeder	2,000-sheet capacity
	Adobe PostScript Kit	Adds Adobe® PostScript® 3™ support
	Scan Performance Kit	Adds Searchable PDF and MRC compression, requires scan kit
	Network Accounting Kit	Enables third party job accounting applications
	Data Security Kit	Adds Hard Disk Overwrite and Data Encryption
	Server Fax Kit	Requires Network Scan Kit
	Foreign Device Interface	Enables connection to transaction charge devices

## SUPPORT AND ADDITIONAL INFORMATION SOURCES

### UNRIVALED SERVICE AND SUPPORT

Behind every Xerox product is a large network of customer support that's unrivaled in the industry and available when you need it. Xerox service professionals use leading-edge technologies to keep you up and running. They're even linked to the engineers who designed your product, so you can be confident when you choose Xerox. And Genuine XEROX® supplies are always readily available.

### TOTAL SATISFACTION GUARANTEED

The exclusive Xerox Total Satisfaction Guarantee, recognized as unique in the industry, covers every Phaser device that has been continuously maintained by Xerox or its authorized representatives under a Xerox express warranty or Xerox maintenance agreement. You decide when you're satisfied.

### XEROX OFFICE SERVICES SUPPORT

#### Asset Management Services

- Asset Optimization and Tracking — Process and tools to optimize an enterprise's office output infrastructure and reduce hard costs
- Break-Fix Management — Single point of ownership and management for break-fix service for all brands of office output devices, regardless of manufacturer
- Supplies Management — Process and tools to procure, monitor and replenish all document-related supplies proactively

#### Imaging and Output Management Services

- Output Management — Single point of management of office output from all output devices, regardless of manufacturer
- Image Capture and Workflow — Cost-efficient solutions for capturing, managing, retrieving and distributing information into digital repositories

#### Support Services

- Technology Procurement and Deployment — A creative and flexible end-to-end print/computer product acquisition solution that uses a single-point-of-contact model while lowering the total cost of acquisition
- Help Desk Services — A broad range of enterprise services, managed through a centralized single point of contact and delivered through either an on-site or off-site model
- End User Services — Microsoft software implementation, IT project consulting, and customer education

#### Student/Patron Access Services

- Student and Library Patron Access — Custom designed and implemented customer-managed solutions for student and library patron print-access management

### ADDITIONAL INFORMATION SOURCES

#### WorkCentre 7232 / 7242 Series Front Panel:

- The front panel offers tools and information pages to help with machine setup, feature selections, operational problems, media feed and supply issues.

#### Customer Documentation Contains:

- Installation Guide
- Quick User Guide
- Software and Documentation CD-ROM
- Registration Card
- Warranty Booklet

#### On the Web:

Visit [www.xerox.com/office](http://www.xerox.com/office) for:

- Product, supply and support information
- Downloading drivers
- Finding your local Xerox sales representative
- Online documentation

Visit [www.xerox.com/office/support](http://www.xerox.com/office/support) for:

Support and service information, including the same troubleshooting Knowledge Base used by Xerox Customer Support staff to provide the latest technical information on:

- Application issues
- Errors
- Print-quality issues
- Troubleshooting

## NOTES



## Questions? Comments? Problems?

If you have any questions, please contact your  
Xerox sales representative, call **1-877-ASK-XEROX**,  
or visit us on the web at **[www.xerox.com/office](http://www.xerox.com/office)**

